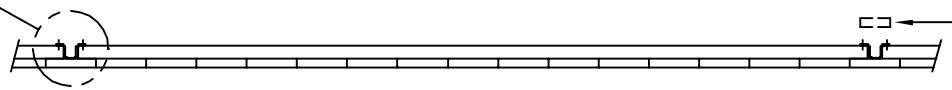


STEEL POST
 2 X 4 FENCE RAIL
 1 X 6 [25 X 152MM]
 FENCE BOARD



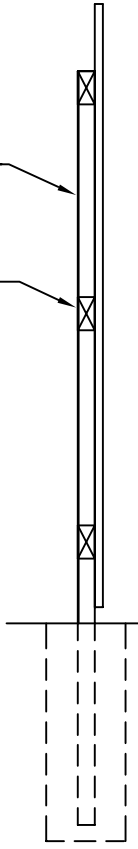
PLAN

OPTIONAL
 POST COVER
 1 X 4
 [25 X 102MM]
 OR 1 X 6
 [25 X 152MM]

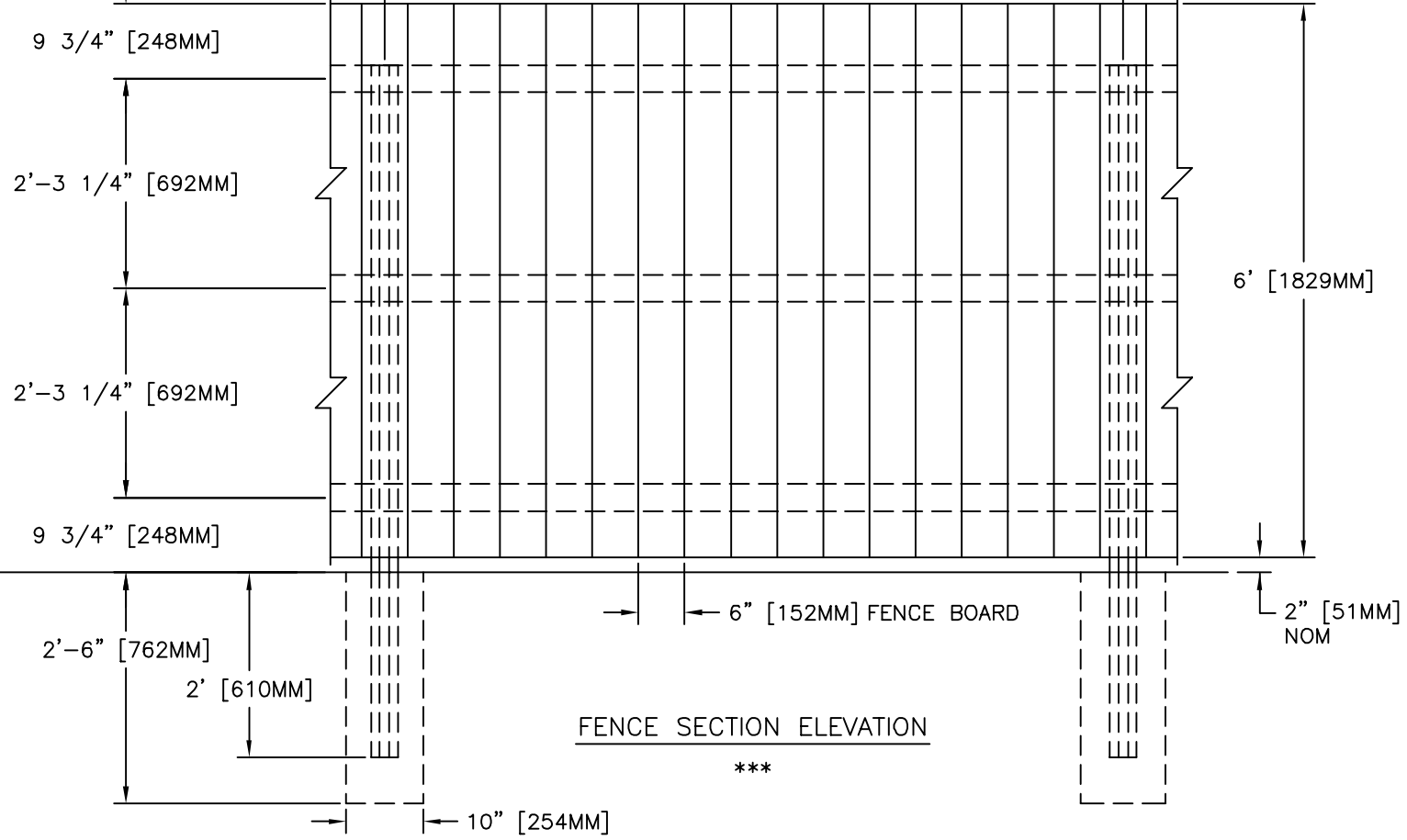
8'-0" [2438MM] SECTION WIDTH CTR TO CTR
 (16 BOARDS & 0 SPACES)

PLAN DETAIL
 (4X SCALE)

STEEL POST
 2 X 4
 [51 X 102MM]
 FENCE RAIL 3X



END VIEW



FENCE SECTION ELEVATION

- NOTES: 1. METRIC DIMENSIONS ARE NOMINAL EQUIVALENTS TO U.S. DIMENSIONS.
 2. SPECIFICATIONS SHOWN CAN BE CHANGED BY MASTER HALCO ONLY.
 3. FOOTING WIDTH TO BE 10" [254MM]. MINIMUM DEPTH 30" [762MM].
 4. DIMENSIONS SHOWN ARE NOMINAL FOR WOOD.



POSTMASTER STEEL POSTS
 for Wood Fence Systems
 by Master Halco
 Orange, CA
 Phone No.: 800-229-5615
 www.FenceOnline.com

6' SOLID BOARD FENCE DETAIL
 STYLE: FLAT TOP
 NOM 6' [1829MM] FENCE HEIGHT
 1 X 6 [25 X 152MM] FENCE BOARDS

BY: JRR
 DATE: 01-25-99
 REV: E
 REV DATE: 09-22-06

DWG: 10-1100
 LAYR: 1
 SCALE: 1/2" = 1'-0"