





END & CORNER POST TOP OPTIONS		TOP & BOTTOM FABRIC OPTIONS	
STANDARD	DOMED	TWIST	KNUCKLE
			

FENCE SECTION ELEVATION - ROUND END POSTS
SEE DWGS 1-1001 & 1-1006 FOR DIMS & DETAILS

- NOTES:
 1. METRIC DIMENSIONS ARE NOMINAL EQUIVALENTS TO U.S. DIMENSIONS.
 2. SPECIFICATIONS SHOWN CAN BE CHANGED BY MASTER HALCO ONLY.
 3. FOOTING WIDTH TO BE (4)X POST WIDTH.



ANCHOR FENCE PRODUCTS
 by Master Halco
 Orange, CA
 Phone No.: 800-229-5615
 www.FenceOnline.com

TYPICAL HIGH FENCE ROUND END POSTS, WITHOUT TOP RAIL & WITH BARBED WIRE	BY: JRR	DWG: 1-1120
	DATE: 09-25-95	LAYER: 1
	REV: C	SCALE: 3/8" = 1'-0"
	REV DATE: 08-25-06	