

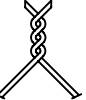



END & CORNER POST TOP OPTIONS		TOP & BOTTOM FABRIC OPTIONS	
STANDARD	DOME	TWIST	KNUCKLE
			

FENCE SECTION ELEVATION – ROUND END POSTS
SEE DWGS 1-1000 & 1-1006 FOR DIMS & DETAILS

- NOTES:
1. METRIC DIMENSIONS ARE NOMINAL EQUIVALENTS TO U.S. DIMENSIONS.
2. SPECIFICATIONS SHOWN CAN BE CHANGED BY MASTER HALCO ONLY.
3. FOOTING WIDTH TO BE (4)X POST WIDTH.



ANCHOR FENCE PRODUCTS
by Master Halco
Orange, CA
Phone No.: 800-229-5615
www.FenceOnline.com

TYPICAL HIGH FENCE
ROUND END POSTS, WITHOUT TOP RAIL &
WITHOUT BARBED WIRE

BY: JRR	DWG: 1-1110
DATE: 09-25-95	
REV: C	LAYER: 1
REV DATE: 08-25-06	SCALE: 3/8" = 1'-0"