





MIN DEPTH  
 IN: 36"  
 MM: 914

WIDTH  
 IN: \_\_\_\_\_  
 MM: \_\_\_\_\_

END & CORNER POST TOP OPTIONS		TOP & BOTTOM FABRIC OPTIONS	
STANDARD	FLAT	TWIST	KNUCKLE
			

FENCE SECTION ELEVATION – SQUARE END POSTS

NOTES:

1. METRIC DIMENSIONS ARE NOMINAL EQUIVALENTS TO U.S. DIMENSIONS.
2. SPECIFICATIONS SHOWN CAN BE CHANGED BY MASTER HALCO ONLY.
3. FOOTING WIDTH TO BE (4)X POST WIDTH.



**ANCHOR FENCE PRODUCTS**  
 by Master Halco  
 Orange, CA  
 Phone No.: 800-229-5615  
 www.FenceOnline.com

TYPICAL HIGH FENCE SQUARE END POSTS, WITHOUT TOP RAIL & WITH BARBED WIRE	BY: JRR	DWG: 1-1020
	DATE: 09-26-95	
	REV: C	LAYER: 1
	REV DATE: 08-25-06	SCALE: 3/8" = 1'-0"