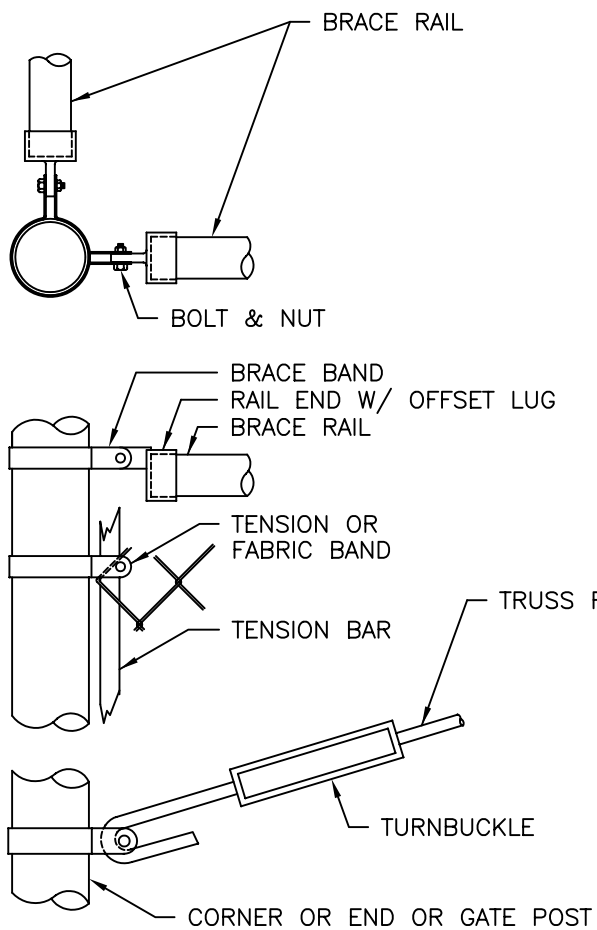
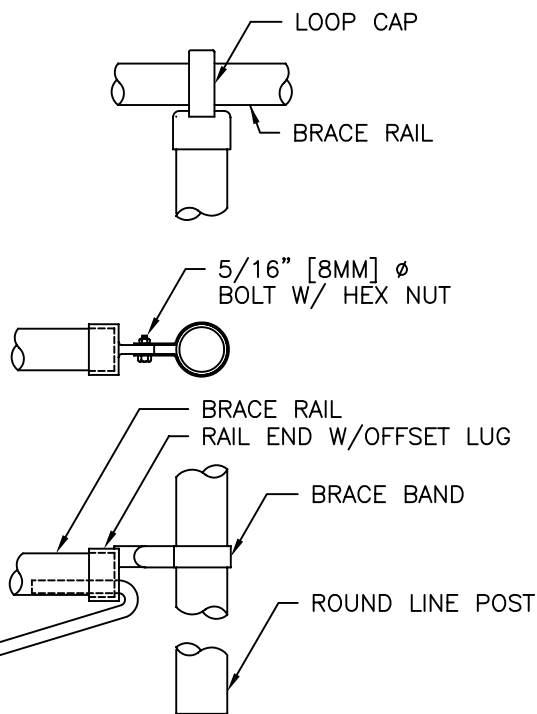


ROUND TERMINAL POSTS



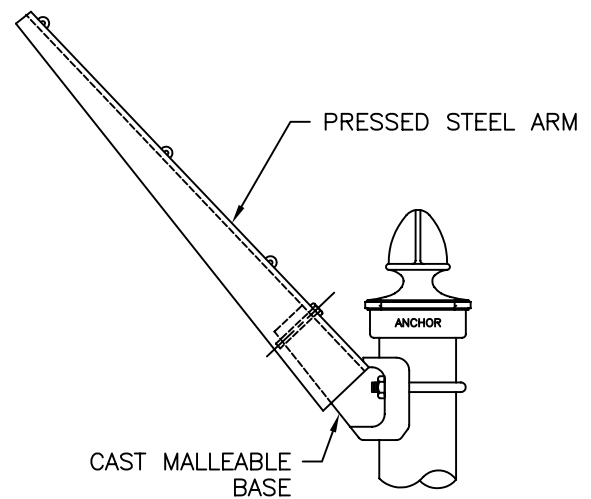
(A)

END, CORNER, OR GATE POST ELEVATION



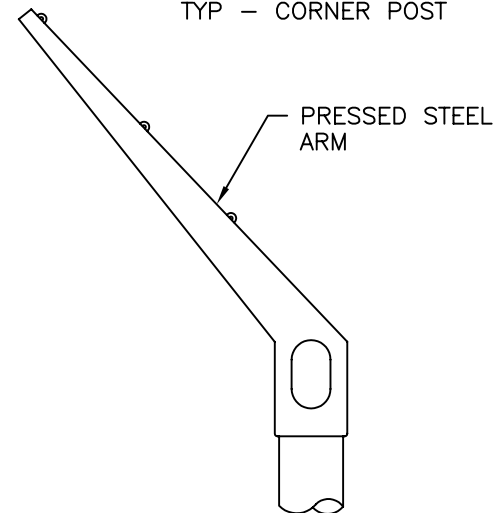
(B)

LINE POST ELEVATION



(D)

BARBED WIRE CORNER ARM TYP - CORNER POST



(C)

BARBED WIRE 45° ARM TYP - LINE POST

NOTES:

1. METRIC DIMENSIONS ARE NOMINAL EQUIVALENTS TO U.S. DIMENSIONS.
2. SPECIFICATIONS SHOWN CAN BE CHANGED BY MASTER HALCO ONLY.
3. ALL MATERIAL TO CONFORM TO FEDERAL SPEC RR-F-191G (1-25-74).
4. ALL GALVANIZED FITTINGS TO CONFORM TO ASTM-A153.
5. THIS DWG CORRESPONDS WITH DWGS 1-1110, 1-1120, 1-1130 & 1-1140.



**ANCHOR FENCE PRODUCTS**  
by Master Halco

Orange, CA

Phone No.: 800-229-5615

www.FenceOnline.com

COPYRIGHT © 2001-2006 MASTER HALCO, INC.  
ALL RIGHTS RESERVED.

TYPICAL HIGH FENCE

ROUND POST DETAILS

BY: JRR

DATE: 10-03-95

REV: C

REV DATE: 08-25-06

DWG:

1-1006

LAYER:

1

SCALE:

1 1/2" = 1'-0"